



eConnect7 Work Center User Guide

Guide to use Work Center



eConnect Partner Portal (TESTING)

eConnect 6

- 000. Home for Tasks in Work/Inbox Folder
- 110. SAS - Sample Automation System
- 320. PO - Purchase Order
- 340. VIC - Vendor Induced Change
- 380. NB2BGR - Non Back To Back GR
- 510. SM - Shipmark
- 540. WMSIP - WM Self-Inspection
- 610. SI - Shipping Instruction
- 630. EBES - eBooking and eShipAdv
- 640. Sea Waybill
- 650. FOB Customs 10 plus 2
- 740. Order Lead Time (OLT) Management
- 999. Change Password

eConnect 7

- 000. Home for Tasks in Work Center
- 005 Switch Among Different Vendor Codes (Special Role)
- 010. VMR - Vendor Master Registry
- 015. SMR - Subcontractor Master Registry
- 020. GBMA - Global MA
- 040. PDM - Packaging Dimension Management
- 050. BOS - Bill of Substance Certificate Upload
- 060. CCIC Internal (Customs Classification Item Content)
- 061. CCIC Vendor (Customs Classification Item Content)
- 070. PQS - Product Quotation System
- 120. DAS - Development Expense Automation System
- 250. VDX - Vendor Data Exchange
- 310. RFQ - Request for Quote
- 350. PA - Production Authorization
- 360. PA GR - Production Authorization Goods Receipt
- 370. PAVIC - Vendor induced PA Change
- 450. QCINSP - QC Inspection
- 710. MRO Procurement
- 730. SSR - Send Sample Requisition
- 750. GMR&SS - Goods Movement & Strategic Sourcing Report
- 900. Microsoft Account Registration Guide
- 910. Microsoft Password Reset

Click 000!Home for Tasks in Work Center

018. EHS - Report Environment, Health and Safety Incident

References:

- o [Training Portal](#)

Sign up to receive eConnect broadcast information

Email:

Guide to use Work Center

- User will be directed to Work Center Inbox

(Default Setting: Modern Experience with Grid View enabled)

The screenshot displays the eConnect 7 Work Center interface. The top navigation bar includes the eConnect 7 logo and various application icons: Home, Work Center, Manage, App Builder, Page Builder, Analytics, Collaborate, and App Store. The user profile 'Tse, YH' is visible in the top right corner. The main content area is titled 'Work Center > Inbox > Tasks'. A search bar is present at the top left of the main area. Below the search bar, there are controls for 'View My Tasks', 'Group By Status', and 'Grid View', which is currently enabled and highlighted with a red box. The main area displays a table with 8 rows of task data. The table columns are: ACTIONS, PROCESS INSTANCE, TASK NAME, PROCESS MODEL, and ASSIGNED DATE. The bottom of the page shows the release date '2022-08-11', copyright information '© AgilePoint, Inc. 2022 All rights reserved.', and the version 'AgilePoint NX v8.0 SU2.2'.

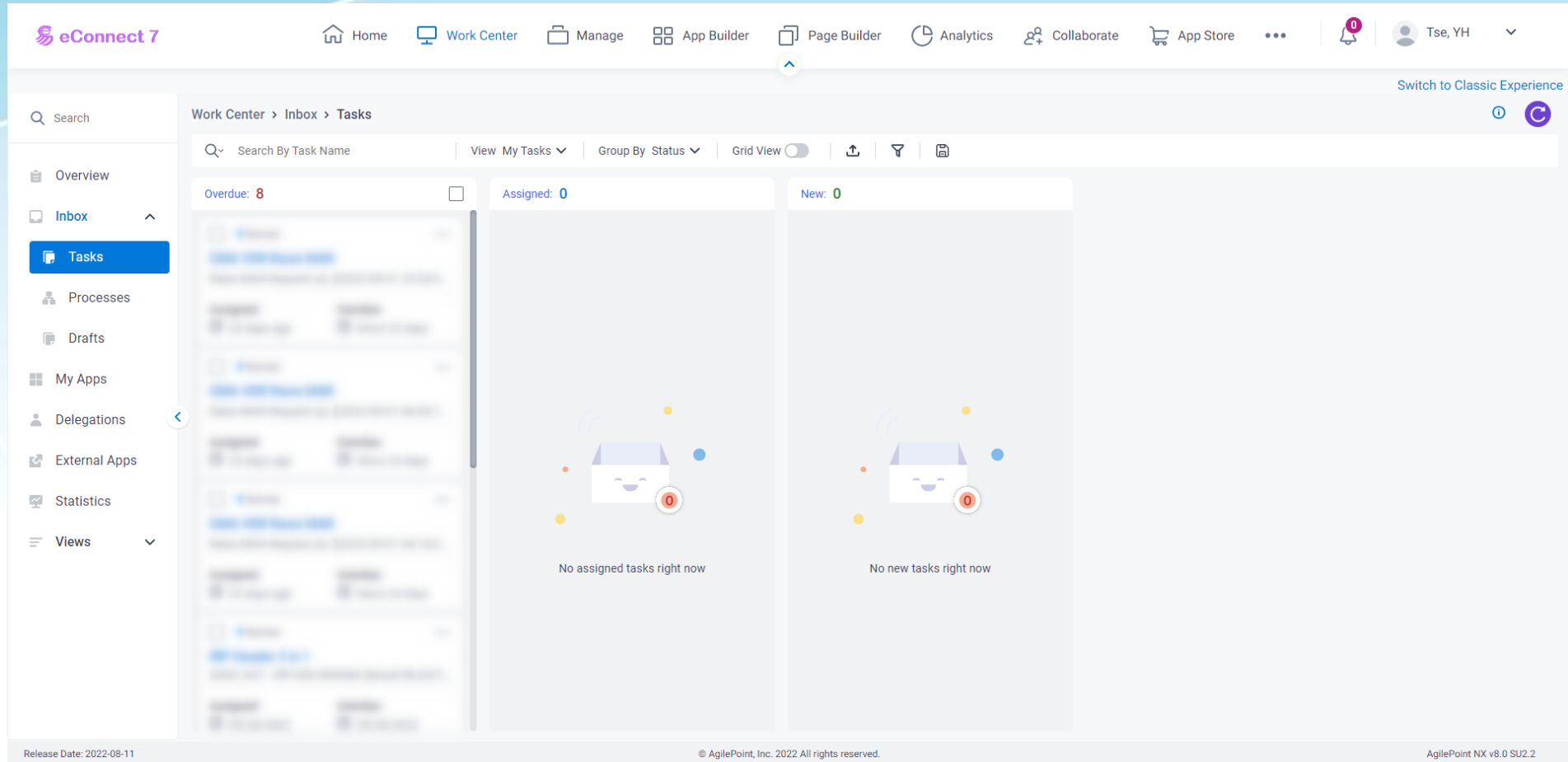
Guide to use Work Center

- Change to Modern Experience (Not turning on Grid View)

The screenshot displays the eConnect 7 Work Center interface. The top navigation bar includes links for Home, Work Center, Manage, App Builder, Page Builder, Analytics, Collaborate, and App Store. The user profile 'Tse, YH' is visible in the top right. The main content area shows a 'Tasks' list with columns for ACTIONS, PROCESS INSTANCE, TASK NAME, PROCESS MODEL, and ASSIGNED DATE. A red box highlights the 'Grid View' toggle switch, which is currently turned on. A red arrow points to the toggle, and a red box with the text 'Turn off Grid View' is positioned above it. The left sidebar contains navigation options like Overview, Inbox, Tasks, Processes, Drafts, My Apps, Delegations, External Apps, Statistics, and Views. The bottom of the page shows the release date (2022-08-11), copyright information (© AgilePoint, Inc. 2022 All rights reserved.), and the version (AgilePoint NX v8.0 SU2.2).

Guide to use Work Center

- Change to Modern Experience (Not turning on Grid View)



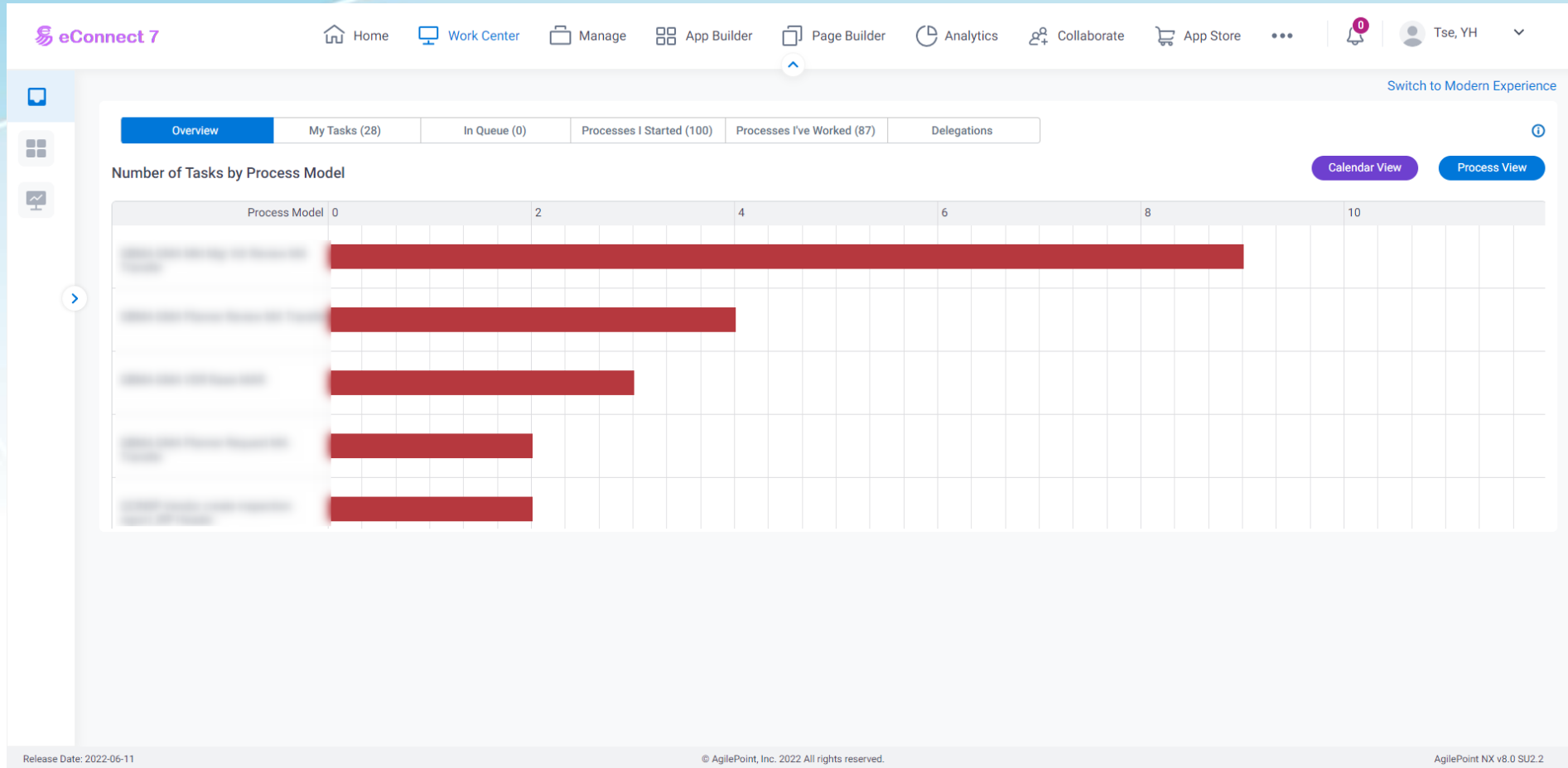
Guide to use Work Center

- Change to Classic Experience

The screenshot displays the eConnect 7 Work Center interface. The top navigation bar includes the eConnect 7 logo and various application icons: Home, Work Center, Manage, App Builder, Page Builder, Analytics, Collaborate, and App Store. The user profile 'Tse, YH' is visible in the top right corner. The main content area is titled 'Work Center > Inbox > Tasks'. A search bar is present, and the interface shows three task status columns: 'Overdue: 8', 'Assigned: 0', and 'New: 0'. The 'Assigned' and 'New' columns contain placeholder cards with a house icon and the text 'No assigned tasks right now' and 'No new tasks right now' respectively. A red arrow points to a button labeled 'Switch to Classic Experience' located in the top right corner of the main content area. A red box highlights this button, and another red box with the text 'Click Switch to Classic Experience' is positioned below the arrow.

Guide to use Work Center

- Change to Classic Experience



Release Date: 2022-06-11

© AgilePoint, Inc. 2022 All rights reserved.

AgilePoint NX v8.0 SU2.2

New features in Work Center

Guide to use Work Center

- In Modern Experience, User can click “Views” to apply custom Work Center setting set by admin

The screenshot displays the eConnect 7 Work Center interface. The top navigation bar includes Home, Work Center, Manage, App Builder, Page Builder, Analytics, Collaborate, and App Store. The user profile 'Tse, YH' is visible in the top right. The left sidebar contains a search bar and a menu with items: Overview, Inbox, My Apps, Delegations, External Apps, Statistics, and Views (highlighted with a red box). The main content area is titled 'Work Center > Overview' and features a large red donut chart representing task status: 8 Overdue, 0 Assigned, and 0 New (In Queue). Below the chart, the 'Estimated Time' is shown as 1514 hour(s). To the right, the 'Task Summary View' section shows 0 tasks overdue in an hour, 0 tasks overdue in a day, and 0 tasks overdue in a week. The 'My Planned Tasks' section for 09/27/2022 shows 'No tasks planned today, but you can add some.' The 'Watchlist' section shows 'No process instance at the moment.' The footer contains the release date (2022-08-10), copyright information (© AgilePoint, Inc. 2022 All rights reserved.), and the version (AgilePoint NX v8.0 SU2.2).

Guide to use Work Center

The screenshot displays the eConnect 7 Work Center interface. At the top, the navigation bar includes Home, Work Center, Manage, App Builder, Page Builder, Analytics, Collaborate, App Store, and a user profile for Tse, YH. The main content area is titled "Work Center > Overview" and features a large red donut chart representing task status: 8 Overdue, 0 Assigned, and 0 New (In Queue). Below the chart, the estimated time is 1514 hour(s). To the right, a "Task Summary View" section shows "Tasks Due This Week" with three rows: 0 tasks overdue in an hour, 0 tasks overdue in a day, and 0 tasks overdue in a week. The "My Planned Tasks 09/27/2022" section shows "No tasks planned today, but you can add some." The "Watchlist" section shows "No process instance at the moment." A red box highlights the "GBMA" view in the left sidebar, with a red arrow pointing to it from a text box that reads "Views Name is set by admin (e.g. GBMA)".

Release Date: 2022-08-10

© AgilePoint, Inc. 2022 All rights reserved.

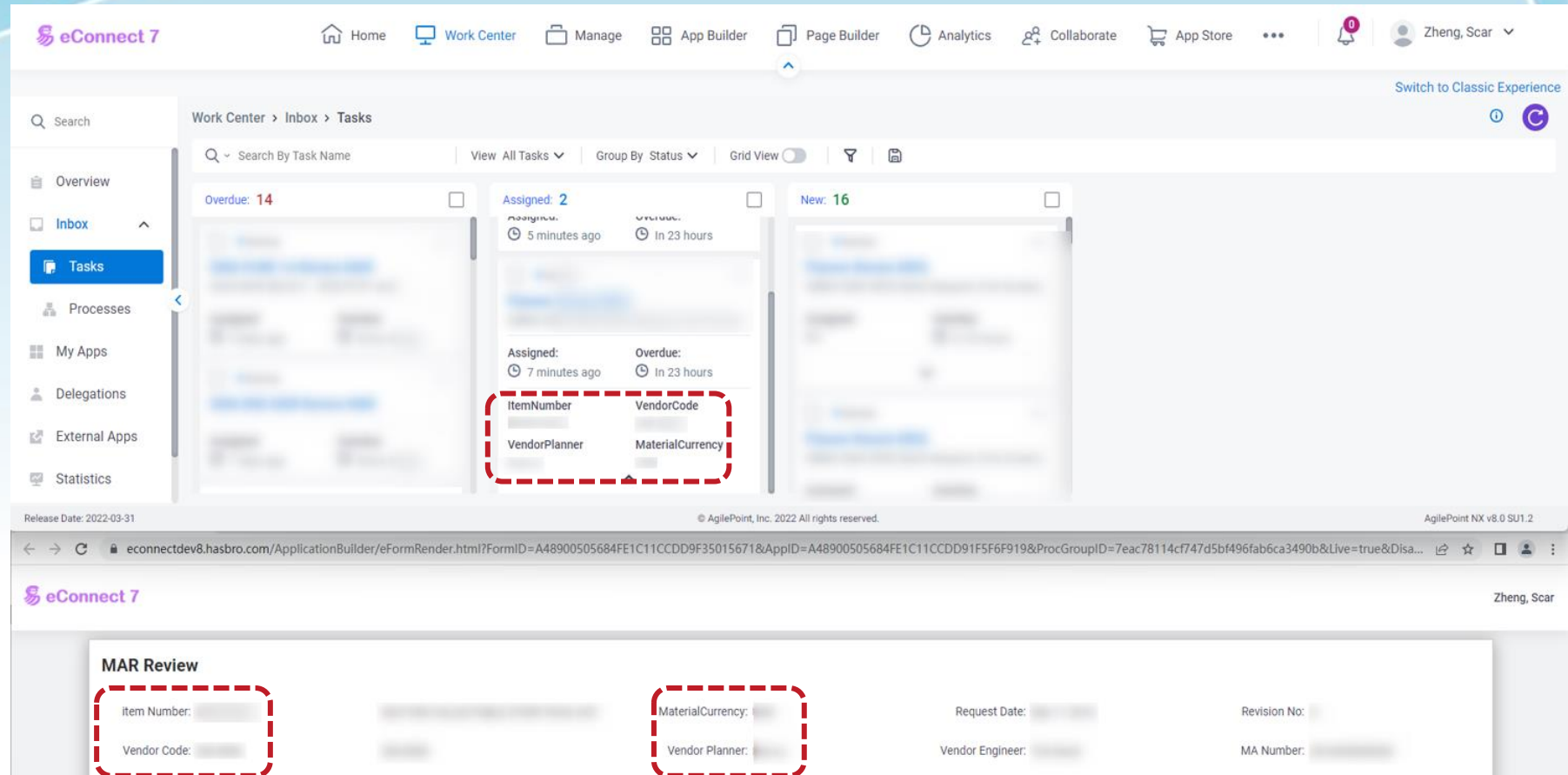
AgilePoint NX v8.0 SU2.2

Guide to use Work Center

The screenshot displays the eConnect 7 Work Center interface. At the top, the navigation bar includes Home, Work Center, Manage, App Builder, Page Builder, Analytics, Collaborate, App Store, and a user profile for Tse, YH. The main content area shows the 'Work Center > Views > GBMA' breadcrumb, with 'GBMA' highlighted in a red box. Below this, there are search and filter options: 'Search By Task Name', 'View Apps I Own', 'Group By Status', and 'Grid View'. The main workspace is a Kanban board with three columns: 'Overdue: 336', 'Assigned: 13', and 'New: 135'. Each column contains several task cards with details like task names and dates. A left sidebar contains navigation options: Overview, Inbox, My Apps, Delegations, External Apps, Statistics, and Views (with GBMA selected). At the bottom, the footer includes 'Release Date: 2022-08-10', '© AgilePoint, Inc. 2022 All rights reserved.', and 'AgilePoint NX v8.0 SU2.2'.

Guide to use Work Center

- In Modern Experience, Tasks details can be displayed in Inbox



Comparison to Previous Work Center

Redesigned User Interface

Home Page

eConnect 7 Home Work Center Manage App Builder Page Builder Analytics Collaborate App Store Tse, YH

Welcome to AgilePoint!

AgilePoint sports a new look and introduces a host of exciting capabilities to maximize your experience

Get Inspired
Read our blog to discover cutting-edge automation technology.
[Let's Read >](#)

Talk to The Experts
Get practical advice for your unique business process needs.
[Let's Talk >](#)

Watch Tutorials
Browse easy to understand process application video tutorials.
[Let's Watch >](#)

Connect Your Business
Connect AgilePoint to your critical workflows with an embeddable work center.

Automate on the Go
Do more on the go with our mobile apps on your preferred platform.

FREE one-click install templates for a wide array of industries and applications
[Our App Store >](#)

Release Date: 2022-06-11 © AgilePoint, Inc. 2022 All rights reserved. AgilePoint NX v8.0 SU2.2

Redesigned User Interface

Home Page (Previous Version)

The screenshot displays the AgilePoint NX Home Page interface. At the top, a navigation bar includes the 'eConnect 7' logo and icons for HOME, WORK CENTER, MANAGE, BUILD APPS, BUILD PAGES, REPORT, COLLABORATE, APP STORE, SETTINGS, and HELP. A user profile icon for 'Tse, YH' is also present. The main content area features a 'Welcome to AgilePoint NX' message with icons for cloud, information, mobile, and chat, and the text 'Easily Create AgileApps for Cloud or On-Premises'. A central graphic shows the AgilePoint logo surrounded by various technology logos including Amazon, Windows Azure, Twitter, Apple, YouTube, Facebook, and Android. A sidebar on the right titled 'How To Videos' lists several video tutorials with play icons and a 'More Videos...' link. The footer contains the release date '2019-10-15', copyright information '© AgilePoint, Inc. 2022 All rights reserved.', and the version 'AgilePoint NX v7.0 SU2.4'.

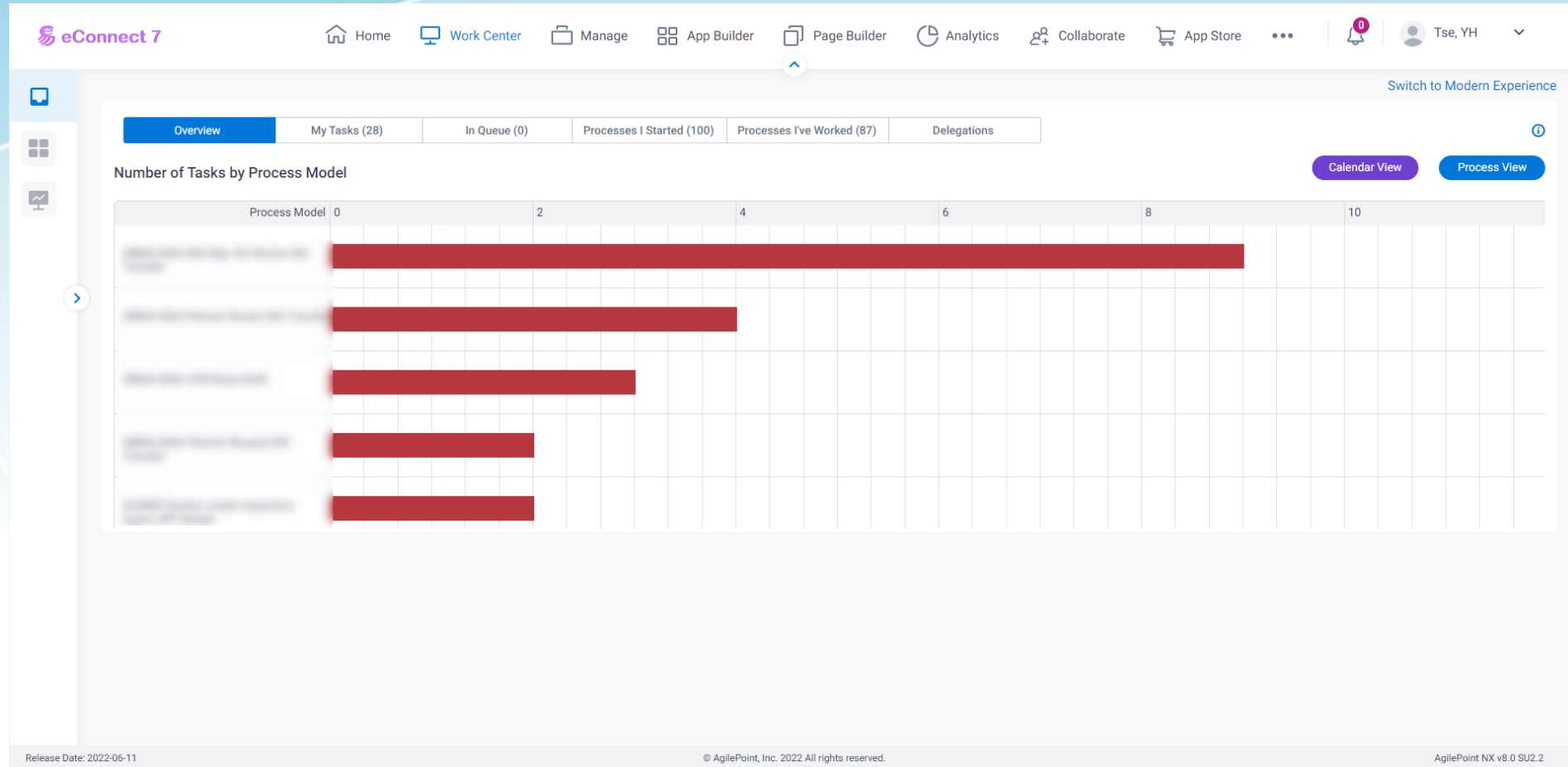
Release Date: 2019-10-15

© AgilePoint, Inc. 2022 All rights reserved.

AgilePoint NX v7.0 SU2.4

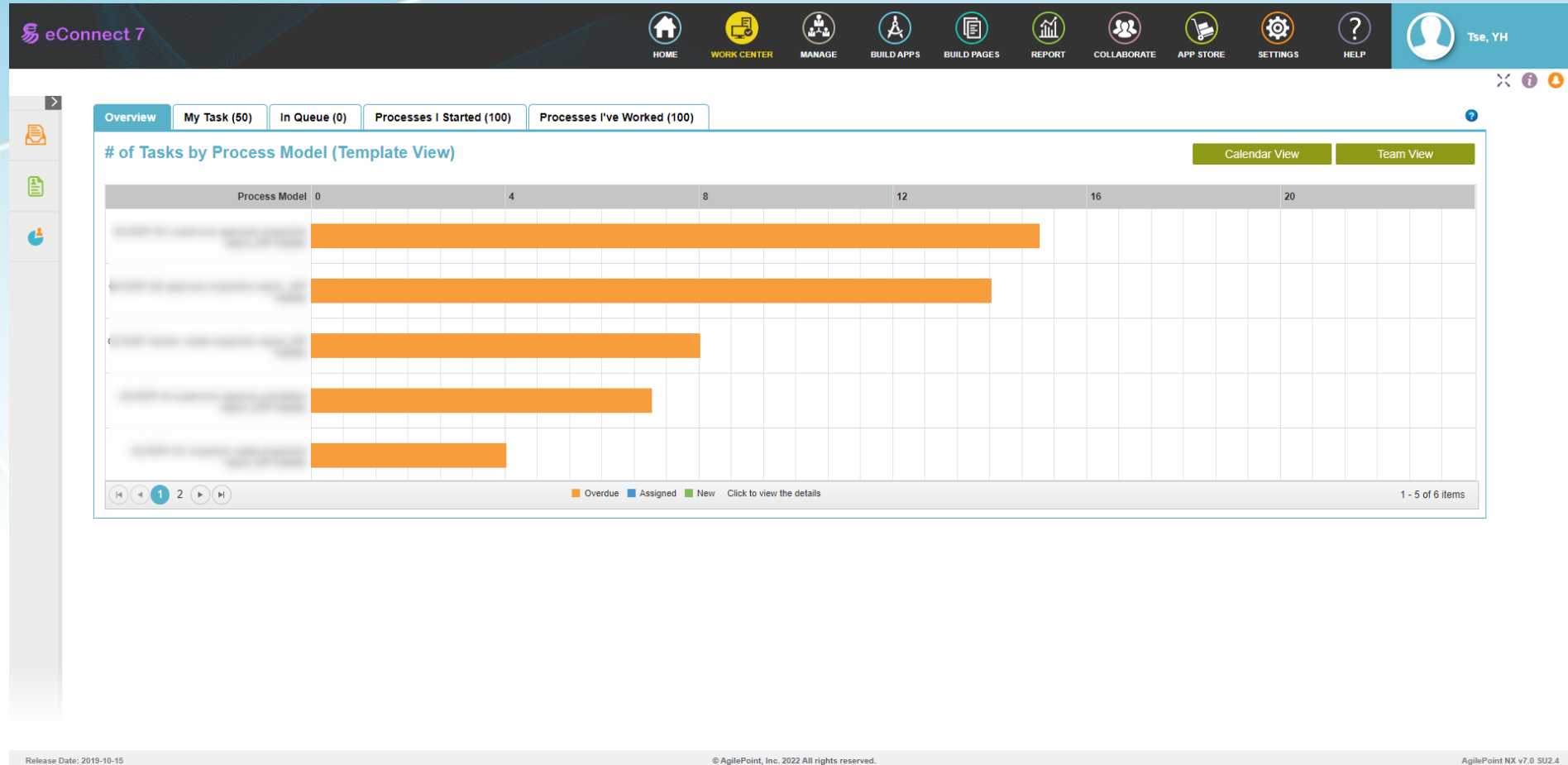
Redesigned User Interface

Work Center (Classic Experience)



Redesigned User Interface

Work Center (Previous Version)



Redesigned User Interface

Work Center Inbox (Classic Experience)

The screenshot displays the eConnect 7 Work Center Inbox interface. The top navigation bar includes the eConnect 7 logo and menu items: Home, Work Center, Manage, App Builder, Page Builder, Analytics, Collaborate, App Store, and a user profile for Tse, YH. A notification bell icon shows 0 alerts. A 'Switch to Modern Experience' link is located in the top right corner.

The main content area features a tabbed interface with the following tabs: Overview, My Tasks (8), In Queue (0), Processes I Started (27), and Processes I've Worked (20). The 'My Tasks (8)' tab is active. Above the table, there are controls for Filter, Refresh, and Export CSV, along with a 'View: My Tasks' dropdown menu.

The table below lists task instances with the following columns: PROCESS INSTANCE, TASK NAME, PROCESS MODEL, and ASSIGNED DATE. The table contains 8 rows of data, with the first row being partially visible. The text in the table is blurred for security reasons.

At the bottom of the table, it indicates '1 - 8 of 8 items' and includes pagination controls with a '1' in a blue circle.

Footer information includes: Release Date: 2022-08-11, © AgilePoint, Inc. 2022 All rights reserved., and AgilePoint NX v8.0 SU2.2.

Redesigned User Interface

Work Center Inbox (Previous Version)

The screenshot displays the 'Work Center Inbox' in the eConnect 7 application. The top navigation bar includes icons for Home, Work Center, Manage, Build Apps, Build Pages, Report, Collaborate, App Store, Settings, and Help. The user profile 'Tse, YH' is visible in the top right corner. The main content area shows a task list table with the following columns: Priority, Task Name, Process Model, Status, Due Date, User, Process Instance Name, and Assigned Date. The table is currently displaying 1 item out of 25. The interface also includes a sidebar on the left with navigation icons and a bottom status bar with release date and copyright information.

Priority	Task Name	Process Model	Status	Due Date	User	Process Instance Name	Assigned Date

1 - 25 of 50 items

Release Date: 2019-10-15 © AgilePoint, Inc. 2022 All rights reserved. AgilePoint NX v7.0 SU2.4



Your **Trustworthy** and **Professional** IT Partner